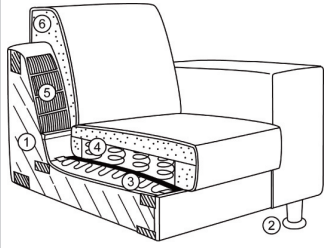


# ALLIE

## 52387



Effective: 02/18/2017



- 1. Frame:**  
Consists of hardwood and top-grade 3/4" plywood
- 2. Legs:**  
Standard wooden leg - F104 (available in all wood finishes)
- 3. Lower suspension:**  
No-sag springs
- 4. Seat:**  
Coil springs encased in high density polyurethane foam and dacron
- 5. Back suspension:**  
Elastic webbing
- 6. Back:**  
High density polyurethane foam and dacron

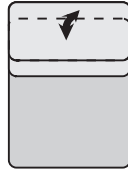
**Cupholder color options:**  
\*Standard silver cupholder  
\*\*Optional black cupholder

**Additional information:**  
Contrast stitching available.  
Please refer to samples.  
Two-tone combinations not available.

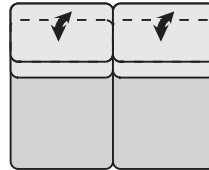
### Sectional pieces without incliner:



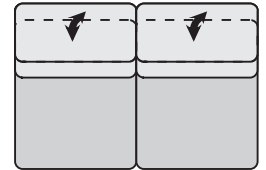
**M 65K**  
armless chair  
w/ 26" seat  
26/41/30/19\*



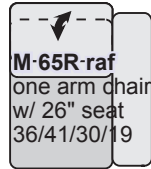
**M 75K**  
armless chair  
w/ 30" seat  
30/41/30/19\*



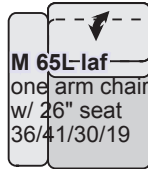
**N 65K\***  
armless loveseat  
w/ 26" seats  
52/41/30/19\*



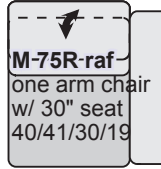
**N 75K\***  
armless two seat sofa  
w/ 30" seats  
60/41/30/19\*



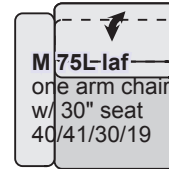
**M-65R-raf**  
one arm chair  
w/ 26" seat  
36/41/30/19



**M 65L-laf**  
one arm chair  
w/ 26" seat  
36/41/30/19

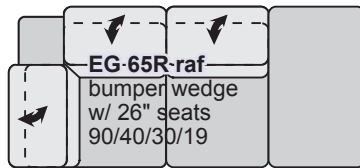


**M-75R-raf**  
one arm chair  
w/ 30" seat  
40/41/30/19

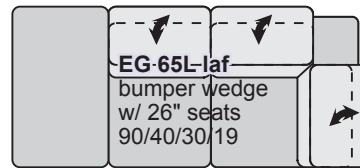


**M 75L-laf**  
one arm chair  
w/ 30" seat  
40/41/30/19

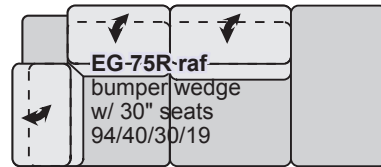
**\*\*A cupholder can be added to any one or two arm SKU by simply ordering a CUPR for a right facing arm and/ or a CUPL for a left facing arm immediately after the SKU.**



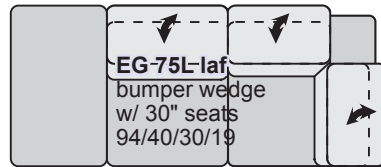
**EG-65R-raf**  
bumper wedge  
w/ 26" seats  
90/40/30/19



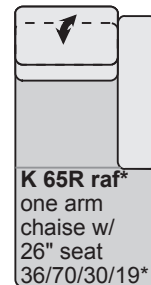
**EG-65L-laf**  
bumper wedge  
w/ 26" seats  
90/40/30/19



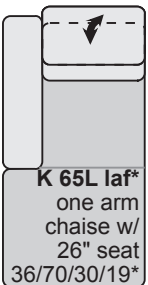
**EG-75R-raf**  
bumper wedge  
w/ 30" seats  
94/40/30/19



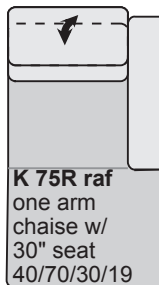
**EG-75L-laf**  
bumper wedge  
w/ 30" seats  
94/40/30/19



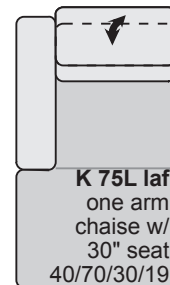
**K 65R raf\***  
one arm chaise w/  
26" seat  
36/70/30/19\*



**K 65L laf\***  
one arm chaise w/  
26" seat  
36/70/30/19\*



**K 75R raf**  
one arm chaise w/  
30" seat  
40/70/30/19



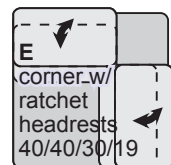
**K 75L laf**  
one arm chaise w/  
30" seat  
40/70/30/19



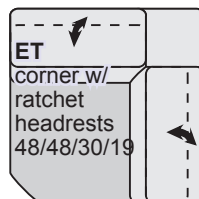
**H17\***  
6" connecting arm w/ cupholder  
6/37/23\*



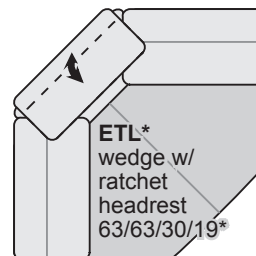
**L31\***  
12" connecting wedge w/ cupholder  
12/37/23\*



**E**  
corner w/ ratchet headrests  
40/40/30/19



**ET**  
corner w/ ratchet headrests  
48/48/30/19



**ETL\***  
wedge w/ ratchet headrest  
63/63/30/19\*



**HF 38C\***  
connecting storage arm w/ cupholders  
17/42/30\*

  
W.SCHILLIG

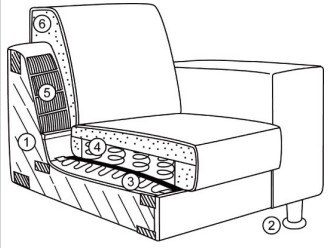
All measurements are approximate: width/depth/height/seat height.  
Seat depth 22", arm height 25", arm width 10". Line drawings are in 1/4" scale.

# ALLIE

## 52387



Effective: 02/18/2017



### 1. Frame:

Consists of hardwood and top-grade 3/4" plywood

### 2. Legs:

Standard wooden leg - F104 (available in all wood finishes)

### 3. Lower suspension:

No-sag springs

### 4. Seat:

Coil springs encased in high density polyurethane foam and dacron

### 5. Back suspension:

Elastic webbing

### 6. Back:

High density polyurethane foam and dacron

### Cupholder color options:

\*Standard silver cupholder

\*\*Optional black cupholder

### Additional information:

Contrast stitching available.

Please refer to samples.

Two-tone combinations not available.

## Freestanding pieces without incliner:



**G 75**  
ottoman  
30/30/19



**ST\***  
plug-in  
armrest  
20/7/6\*

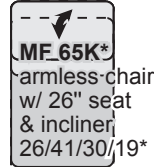


**STC\***  
plug-in  
armrest w/  
cupholder  
20/7/6\*

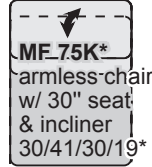


**ST 2C\***  
plug-in  
armrest  
w/ two  
cupholders  
20/7/6\*

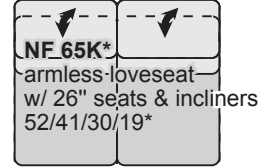
## Sectional pieces with incliner:



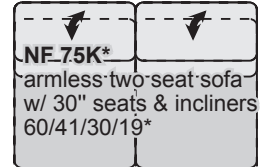
**MF 65K\***  
armless chair  
w/ 26" seat  
& incliner  
26/41/30/19\*



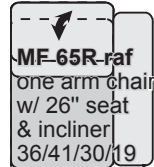
**MF 75K\***  
armless chair  
w/ 30" seat  
& incliner  
30/41/30/19\*



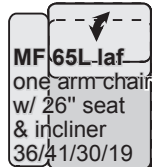
**NF 65K\***  
armless loveseat  
w/ 26" seats & incliners  
52/41/30/19\*



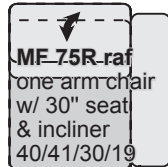
**NF 75K\***  
armless two-seat sofa  
w/ 30" seats & incliners  
60/41/30/19\*



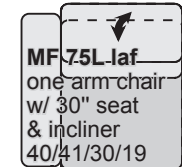
**MF 65R-raf**  
one arm chair  
w/ 26" seat  
& incliner  
36/41/30/19



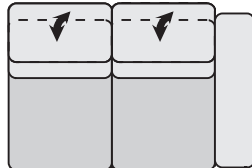
**MF 65L-laf**  
one arm chair  
w/ 26" seat  
& incliner  
36/41/30/19



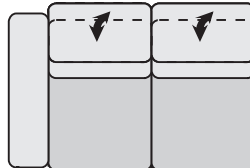
**MF 75R-raf**  
one arm chair  
w/ 30" seat  
& incliner  
40/41/30/19



**MF 75L-laf**  
one arm chair  
w/ 30" seat  
& incliner  
40/41/30/19



**NF 65R raf**  
one arm loveseat -  
w/ 26" seats  
& incliner RAF  
62/41/30/19\*



**NF 65L laf**  
one arm loveseat  
w/ 26" seats  
& incliner LAF  
62/41/30/19\*

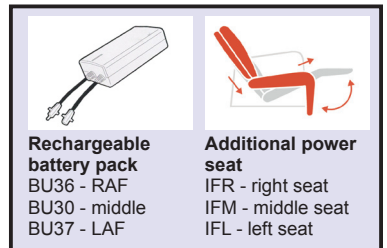
**\*\*All skus with "F" (function) include power.**

**\*\*A manual incliner is not available.**

Total depth fully inclined: 61"

All measurements are approximate: width/depth/height/seat height.

Seat depth 22", arm height 25", arm width 10". Line drawings are in 1/4" scale.



**Rechargeable  
battery pack**  
BU36 - RAF  
BU30 - middle  
BU37 - LAF

**Additional power  
seat**  
IFR - right seat  
IFM - middle seat  
IFL - left seat

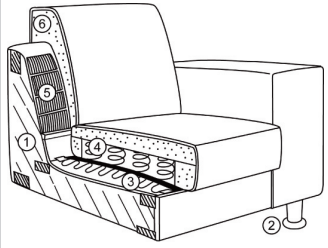
W.SCHILLIG

# ALLIE

## 52387



Effective: 02/18/2017

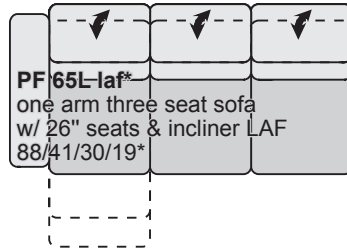
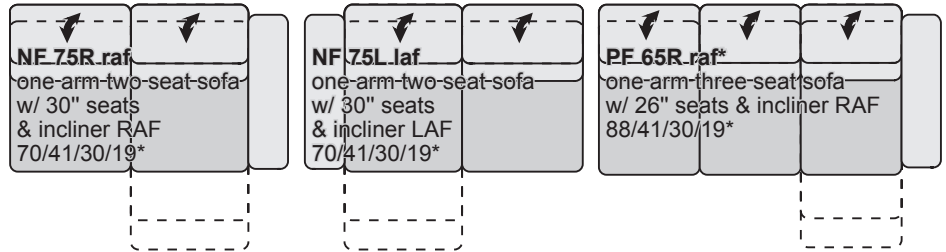


- 1. Frame:**  
Consists of hardwood and top-grade 3/4" plywood
- 2. Legs:**  
Standard wooden leg - F104 (available in all wood finishes)
- 3. Lower suspension:**  
No-sag springs
- 4. Seat:**  
Coil springs encased in high density polyurethane foam and dacron
- 5. Back suspension:**  
Elastic webbing
- 6. Back:**  
High density polyurethane foam and dacron

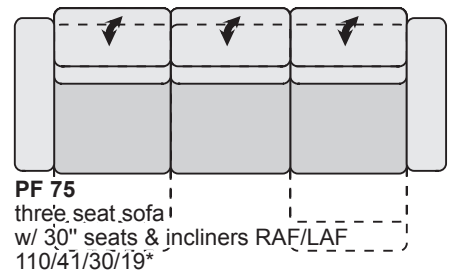
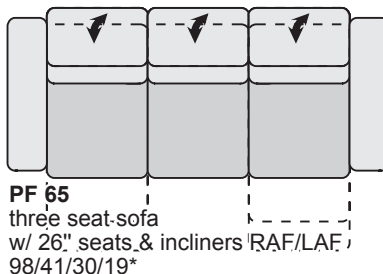
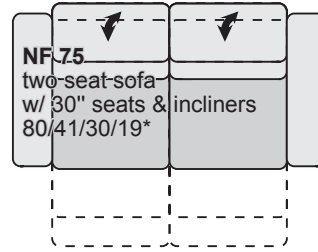
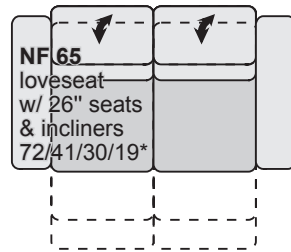
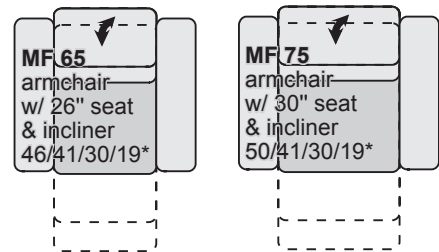
**Cupholder color options:**  
\*Standard silver cupholder  
\*\*Optional black cupholder

**Additional information:**  
Contrast stitching available. Please refer to samples. Two-tone combinations not available.

### Sectional pieces with incliner:



### Freestanding pieces with incliner:




**\*\*All skus with "F" (function) include power.**


**\*\*A manual incliner is not available.**

Total depth fully inclined: 61"

All measurements are approximate: width/depth/height/seat height.  
Seat depth 22", arm height 25", arm width 10". Line drawings are in 1/4" scale.



**Rechargeable battery pack**  
BU36 - RAF  
BU30 - middle  
BU37 - LAF



**Additional power seat**  
IFR - right seat  
IFM - middle seat  
IFL - left seat