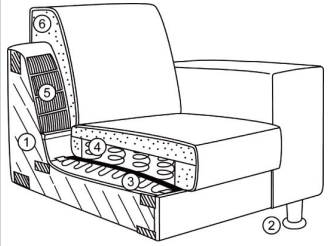


ARMANDO II

52953



Effective: 01/27/2017



- 1. Frame:**
Consists of hardwood and top-grade 3/4" plywood
- 2. Legs:**
Standard metal runner - F12
Optional wooden runner - F134
(available in all wood finishes)
Optional wooden legs - F100, F131 and F132 (available in all wood finishes)
Optional metal legs - F69 & F70
- 3. Lower suspension:**
No-sag springs
- 4. Seat:**
Coil springs encased in high density polyurethane foam and dacron
- 5. Back suspension:**
Elastic webbing
- 6. Back:**
Ticking pillow filled with fiber balls

F12 F134 F100



F131 F132 F69 F70


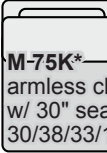
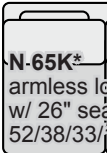
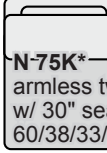
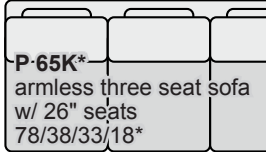
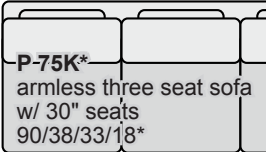
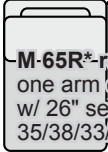
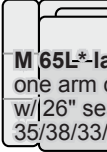
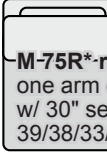
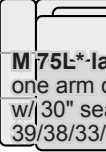
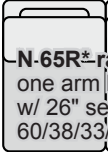
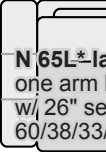
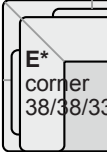
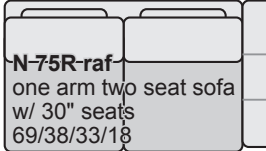
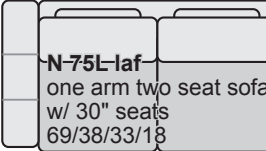
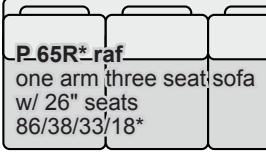
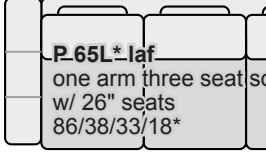
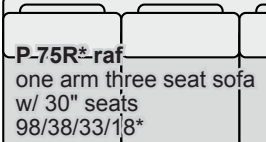
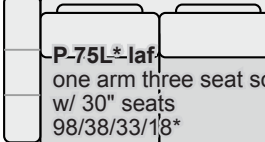


Additional information:
Contrast stitching available.
Please refer to samples.
Two-tone combinations available.



W.SCHILLIG

Sectional pieces:

 M-65K* armless chair w/ 26" seat 26/38/33/18*	 M-75K* armless chair w/ 30" seat 30/38/33/18*	 N-65K* armless loveseat w/ 26" seats 52/38/33/18*	 N-75K* armless two seat sofa w/ 30" seats 60/38/33/18*
 P-65K* armless three seat sofa w/ 26" seats 78/38/33/18*	 P-75K* armless three seat sofa w/ 30" seats 90/38/33/18*		
 M-65R*-raf one arm chair w/ 26" seat 35/38/33/18*	 M-65L*-laf one arm chair w/ 26" seat 35/38/33/18*	 M-75R*-raf one arm chair w/ 30" seat 39/38/33/18*	 M-75L*-laf one arm chair w/ 30" seat 39/38/33/18*
 N-65R*-raf one arm loveseat w/ 26" seats 60/38/33/18*	 N-65L*-laf one arm loveseat w/ 26" seats 60/38/33/18*	 E* corner 38/38/33/18*	
 N-75R*-raf one arm two seat sofa w/ 30" seats 69/38/33/18	 N-75L*-laf one arm two seat sofa w/ 30" seats 69/38/33/18		
 P-65R*-raf one arm three seat sofa w/ 26" seats 86/38/33/18*	 P-65L*-laf one arm three seat sofa w/ 26" seats 86/38/33/18*		
 P-75R*-raf one arm three seat sofa w/ 30" seats 98/38/33/18*	 P-75L*-laf one arm three seat sofa w/ 30" seats 98/38/33/18*		

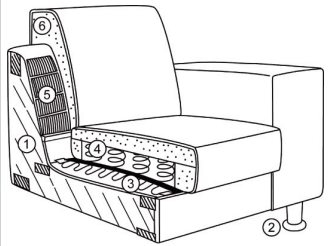
All measurements are approximate: width/depth/height/seat height.
 Seat depth 22", arm height 24", arm width 9".
 Line drawings are in 1/4" scale.

ARMANDO II

52953



Effective: 01/27/2017



1. Frame:

Consists of hardwood and top-grade 3/4" plywood

2. Legs:

Standard metal runner - F12
Optional wooden runner - F134 (available in all wood finishes)
Optional wooden legs - F100, F131 and F132 (available in all wood finishes)

Optional metal legs - F69 & F70

3. Lower suspension:

No-sag springs

4. Seat:

Coil springs encased in high density polyurethane foam and dacron

5. Back suspension:

Elastic webbing

6. Back:

Ticking pillow filled with fiber balls

F12 F134 F100



F131 F132 F69 F70



Additional information:

Contrast stitching available.

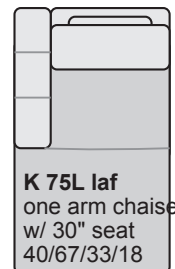
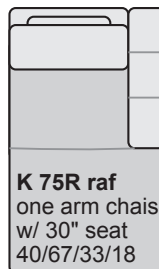
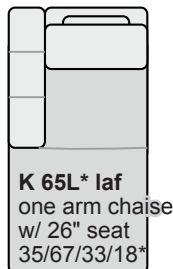
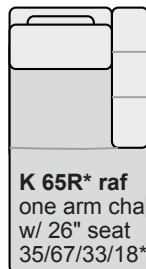
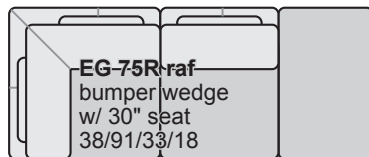
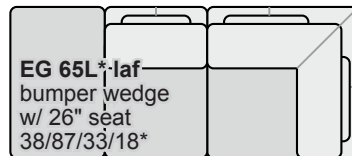
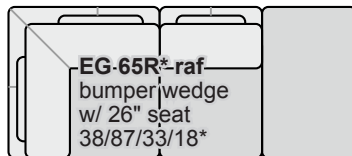
Please refer to samples.

Two-tone combinations available.

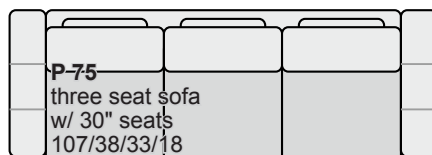
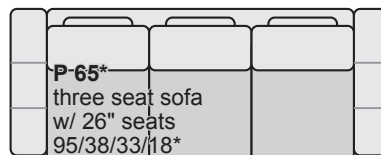

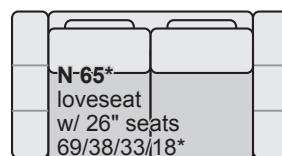
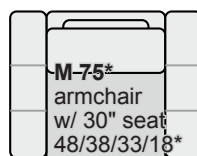
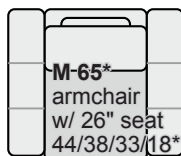


W.SCHILLIG

Sectional pieces:



Freestanding pieces:



All measurements are approximate: width/depth/height/seat height.
Seat depth 22", arm height 24", arm width 9".
Line drawings are in 1/4" scale.