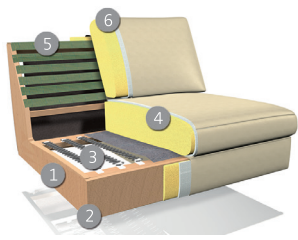


MASSIMO

59020



Effective: 04/20/2017



- 1. Frame:**
Consists of hardwood and top-grade 3/4" plywood
- 2. Legs:**
Standard metal leg - F70
Optional metal leg - F69
Optional wooden legs - F50 & F131
(available in all wood finishes)

3. Lower suspension:
No-sag springs

4. Seat:
High density polyurethane foam and dacron covered with a thin pad filled with latex, fiber and shredded foam

5. Back suspension:
Elastic webbing

6. Back:
High density polyurethane foam and dacron

F70



F69



F50



F131

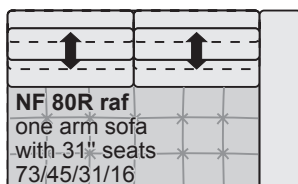


Additional information:

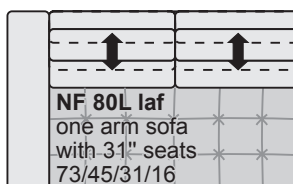
Contrast stitching available.
Please refer to samples.
Two-tone combinations available.


W.SCHILLIG

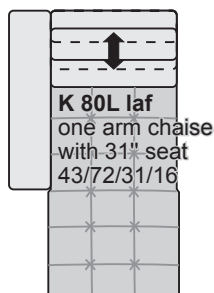
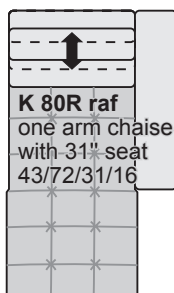
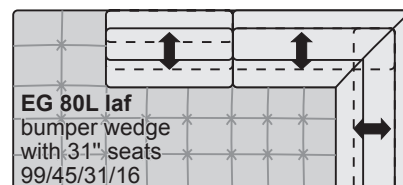
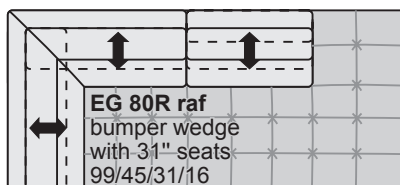
Sectional pieces:



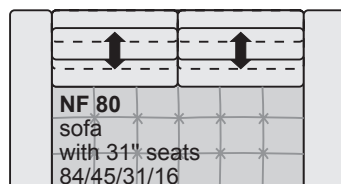
**Standard power seat slider



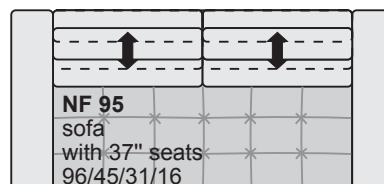
**Standard power seat slider



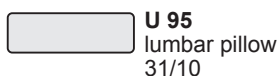
Freestanding pieces:



**Standard power seat slider



**Standard power seat slider



U 95
lumbar pillow
31/10



U
pillow
18/20

***Pillows must be ordered separately**

Seat depth with back flipped up: 30"
Seat depth with seat slider fully extended: 33"
Seat depth with back flipped up and seat slider fully extended: 37"
Total depth with seat slider fully extended: 53"
Total height with back flipped up: 35"

All measurements are approximate: width/depth/height/seat height. Seat depth 26", arm height 21", arm width 10".
Line drawings are in 1/4" scale.